

**SOMERVILLE SCHOOL,
VASUNDHARA ENCLAVE,
DELHI – 110096**

Holiday Homework

Class 1 (2024-25)

Dear Parents,

Let's try something amazing this summer.

- Encourage your child to converse in English.
- Encourage your child to cultivate reading habit.
- Involve your child in some household chores like laying the table, watering the plants, washing their own plates, cleaning their cupboards, etc.

General Instructions:

1. Bring holiday homework in a beautifully decorated scrapbook.
2. Parents are requested to only guide their children while doing the homework.
3. Revise all the work done in the class.

English

Objects Around Us: Rhyming Words Match

Circle the words that rhyme with the word in the box.

	fan	tan	pan	mat
	rug	mug	big	hug
	pot	let	lot	cot
	bed	led	fed	pet
	mop	nod	hop	top
	box	fox	mix	ox

Sweet Nouns

Directions: Read the nouns on the candy. Use the color code to color the candy.

Color code: person = red, place = purple, thing = pink.



Make a picture dictionary
using the vowels – a,e,i,o,u

Write 5 words
with each vowel.

Eg: Vowel 'a'

cap



Environmental Studies



Myself 

My name is _____

you can call me   

 I am _____ years old.

 My birthday _____ 

My favorite 

Color: _____


Food: _____

Sport: _____

Fruit: _____


Body Parts

Look at the picture and circle the correct word.



head

hed




ear

eye



ear

eye




noz

nose



mouth

mouf



alm

arm




leg

lig




hand

hanb



her

hair



hand

foot

Q 1. Write True or False-

1. We taste the mango with our tongue. _____

2. I see the colourful kites with my ears. _____


3. We have five sense organs. _____

4. I hear the sound of doorbell with my nose. _____

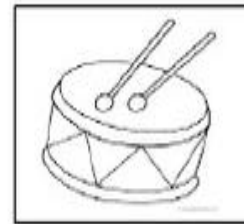

5. I feel with my skin. _____

Q 2. Circle the odd one out-


1.



2.



3.



Mathematics

Unscramble the letters and write the correct number names.



E N O



E N E V L E



W T O



W V E L E T



E H R T E



R I H E T T E N



R F U O



R O U F E T E N



E V F I



I F N E F T E



X I S



X I S E T N E



E V N E S



T E E N E S N E V



T G H E I



H E I G T N E E



E I N N



N E I N T E N E



N E T



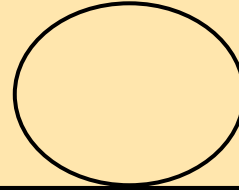
W Y T E N T

Find out who is Greater and who is Smaller in your family. The first one has been done for you. Write the age of your family members (immediate/distant) in the given circle and then put the correct sign.



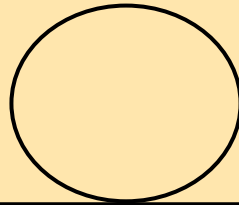
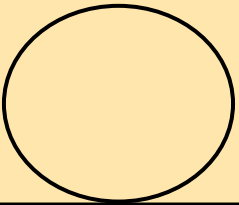
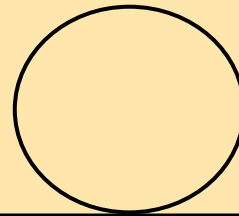
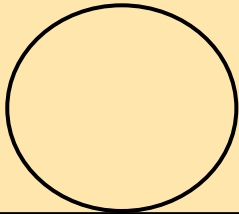
< , > , =



ME



AUNT



Let us Revise **number and number names** in a play way method. Here is an **Activity Treasure** for you. Create a table of your 5 family members (immediate/distant) like this and complete it. The first one has been done for you as an example.

Sl. No:	Family Member	Name	Age	Number Name
1.	Uncle	Mr. Joseph	40	Forty



ORDINAL NUMBERS

Color the first scoop blue.

Color the ninth scoop yellow.

Color the tenth scoop red.

Color the second scoop green.

Color the fourth scoop purple.

Color the eighth scoop brown.

Color the third scoop orange.

Color the fifth scoop green.


Color the sixth scoop brown.

Color the seventh scoop red.

I colored my cone

_____.

My cone has _____ scoops.



Warli Art is a style of tribal art mostly created by the tribal people in Maharashtra, India. It uses a set of basic shapes (Circles, Triangles, Squares and Lines) which came from observation of nature by tribal people.

- **Circle represents the sun and moon.**
- **Triangle represents mountains and pointed trees.**
- **Square represents a piece of land.**



Use cutout shapes from pastel or origami sheets to create a Warli art painting on an A4 sheet.

Hindi

कक्षा – 1

ग्रीष्मावकाश गृहकार्य

1. बिना मात्रा की पाँच सब्जियों के चित्र चिपकाइए।
2. लिखावट सुधारने के लिए सिखाई गई मात्राओं से संबंधित (अ से इ) के पाँच पेज सुलेख लिखिए ।
3. PA 1 में आने वाले पाठ्यक्रम को याद कीजिए ।